

Bus system cable - SAC-4P-M 8MS/10,0-950/M 8FS - 1543375

Please be informed that the data shown in this PDF Document is generated from our Online Catalog. Please find the complete data in the user's documentation. Our General Terms of Use for Downloads are valid (<http://phoenixcontact.com/download>)




Bus system cable, INTERBUS, 4-position, PUR halogen-free, black RAL 9005, shielded, Plug straight M8, on Socket straight M8, cable length: 10 m

Your advantages

- System cable for supply voltage and bus signal
- Power cable for actuator voltage



Key Commercial Data

Packing unit	1 pc
GTIN	 4 046356 097536
GTIN	4046356097536

Technical data

Dimensions

Length of cable	10 m
-----------------	------

Ambient conditions

Ambient temperature (operation)	-25 °C ... 90 °C (Plug / socket)
	-25 °C ... 90 °C (Plug / socket)
Degree of protection	IP65
	IP67

General

Rated current at 40°C	4 A
Rated voltage	48 V AC
	60 V DC
Number of positions	4
Color handle area	black
Insulation resistance	≥ 100 MΩ

Bus system cable - SAC-4P-M 8MS/10,0-950/M 8FS - 1543375

Technical data

General

Coding	A - standard
Signal type/category	INTERBUS
Status display	No
Overvoltage category	II
Degree of pollution	3
Test voltage	800 V
Torque	0.2 Nm (M8 connectors)

Material

Flammability rating according to UL 94	HB
Contact material	CuSn
Contact surface material	Ni/Au
Contact carrier material	TPU GF
Material of grip body	TPU, hardly inflammable, self-extinguishing
Material, knurls	Zinc die-cast, nickel-plated
Sealing material	NBR

Pin assignment

Contact Color (signal designation) Contact (optional)	1 (Plug) RD (0.34 mm ²) 1 (Socket)
	3 (Plug) BU (0.34 mm ²) 3 (Socket)
	2 (Plug) YE (0.14 mm ²) 2 (Socket)
	4 (Plug) GN (0.14 mm ²) 4 (Socket)

Standards and Regulations

Flammability rating according to UL 94	HB
--	----

Cable

Cable type	INTERBUS
Cable type (abbreviation)	950
UL AWM style	20963 (80°C/30 V)
Cable structure	2xAWG26/19+2xAWG22/19
Conductor cross section	2x 0.14 mm ² (Signal line)
	2x 0.34 mm ² (Power supply)
	1x 0.38 mm ² (Drain wire)
AWG signal line	26
AWG power supply	22
Conductor structure signal line	19x 0.10 mm
Conductor structure, voltage supply	19x 0.15 mm
Core diameter including insulation	0.97 mm (Signal line)
	1.25 mm (Power supply)
Thickness, insulation	0.24 mm (Conductor insulation, signal line)
	0.25 mm (Conductor insulation, voltage supply)
Wire colors	red-blue, green-yellow

Bus system cable - SAC-4P-M 8MS/10,0-950/M 8FS - 1543375

Technical data

Cable

Twisted pairs	2 cores to the pair
Type of pair shielding	Aluminum-lined polyester foil
Overall twist	2 pairs around a drain wire in the center to the core
Shielding	Tinned copper braided shield
Optical shield covering	85 %
External sheath, color	black RAL 9005
Outer sheath thickness	approx. 0.75 mm
External cable diameter D	5.2 mm ±0.2 mm
Minimum bending radius, fixed installation	5 x D
Minimum bending radius, flexible installation	7.5 x D
Number of bending cycles	1000000
Bending radius	110 mm
Traversing path	6 m
Traversing rate	4 m/s
Acceleration	4 m/s ²
Cable weight	41 kg/km
Outer sheath, material	PUR
Material conductor insulation	PP
Conductor material	Tin-plated Cu litz wires
Insulation resistance	≥ 20 MΩ*km
Conductor resistance	≤ 150 Ω/km (Signal line)
	≤ 58 Ω/km (Power supply)
Wave impedance	75 Ω ±10 Ω (Signal line)
	55 Ω ±10 Ω (Power supply)
Nominal voltage, cable	≤ 100 V
Test voltage Core/Core	1000 V (50 Hz, 1 min.)
Test voltage Core/Shield	1000 V (50 Hz, 1 min.)
Ambient temperature (operation)	-40 °C ... 80 °C (cable, fixed installation)
	-40 °C ... 80 °C (cable, flexible installation)

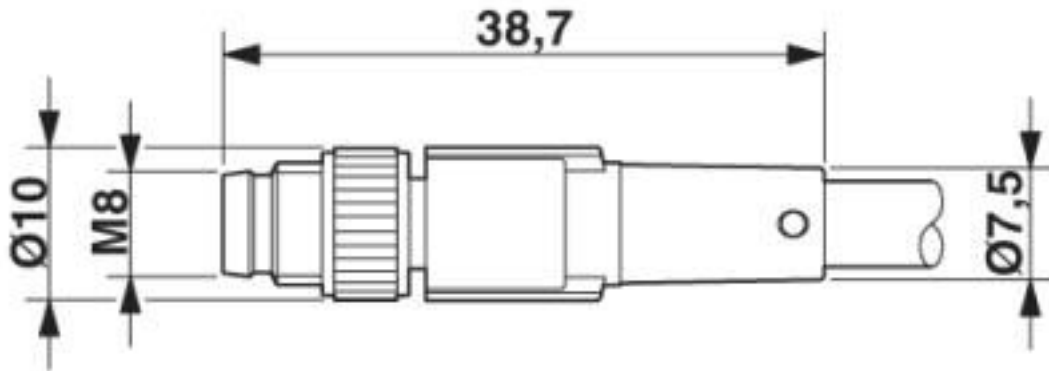
Environmental Product Compliance

REACH SVHC	Lead 7439-92-1
China RoHS	Environmentally Friendly Use Period = 50 years
	For details about hazardous substances go to tab "Downloads", Category "Manufacturer's declaration"

Drawings

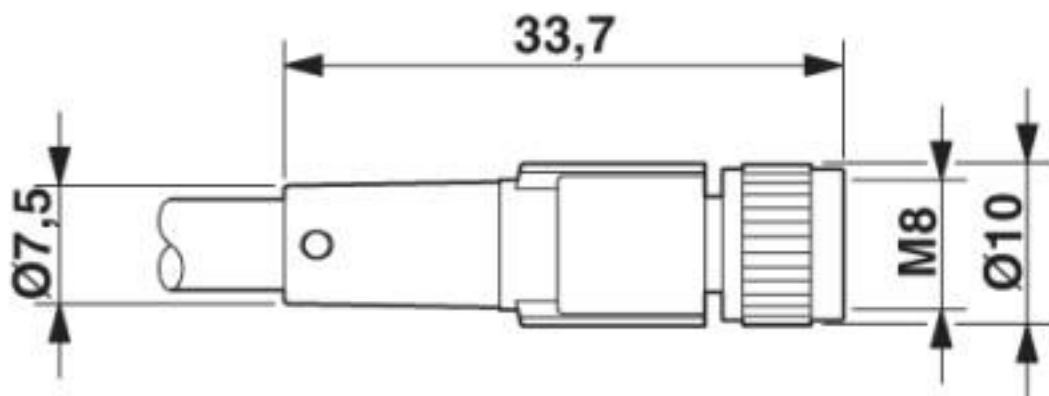
Bus system cable - SAC-4P-M 8MS/10,0-950/M 8FS - 1543375

Dimensional drawing



Plug M8 x 1, straight, shielded


Dimensional drawing



Socket M8 x 1, straight, shielded

Bus system cable - SAC-4P-M 8MS/10,0-950/M 8FS - 1543375


Circuit diagram



Contact assignment of M8 plugs/sockets

Bus system cable - SAC-4P-M 8MS/10,0-950/M 8FS - 1543375

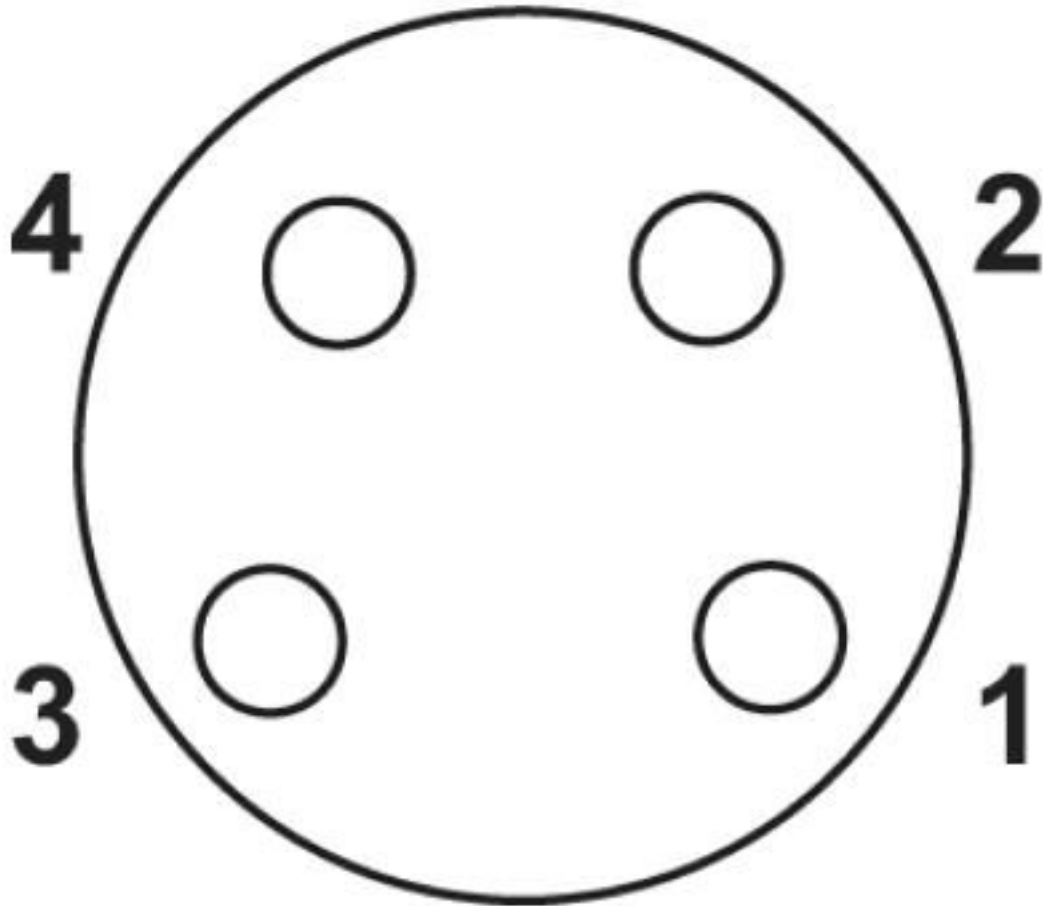
Schematic diagram



Pin assignment M8 plug, 4-pos., view male side

Bus system cable - SAC-4P-M 8MS/10,0-950/M 8FS - 1543375

Schematic diagram



Pin assignment M8 socket, 4-pos., view female side

Classifications

eCl@ss

eCl@ss 10.0.1	27060308
eCl@ss 11.0	27060308
eCl@ss 4.0	27060300
eCl@ss 4.1	27060300
eCl@ss 5.0	27061800
eCl@ss 5.1	27061800
eCl@ss 6.0	27279200
eCl@ss 7.0	27279218
eCl@ss 8.0	27279218
eCl@ss 9.0	27060308

Bus system cable - SAC-4P-M 8MS/10,0-950/M 8FS - 1543375

Classifications

ETIM

ETIM 3.0	EC001855
ETIM 4.0	EC001855
ETIM 5.0	EC002599
ETIM 6.0	EC001262
ETIM 7.0	EC001262

UNSPSC

UNSPSC 6.01	31251501
UNSPSC 7.0901	31251501
UNSPSC 11	31251501
UNSPSC 12.01	31251501
UNSPSC 13.2	31251501
UNSPSC 18.0	26121604
UNSPSC 19.0	26121604
UNSPSC 20.0	26121604
UNSPSC 21.0	26121604

Approvals

Approvals

Approvals

EAC-RoHS / EAC

Ex Approvals

Approval details

EAC-RoHS		RU D- DE.HB35.B.00387
----------	--	--------------------------

EAC		RU C- DE.BL08.B.00286
-----	--	--------------------------

Phoenix Contact 2020 © - all rights reserved
<http://www.phoenixcontact.com>

PHOENIX CONTACT GmbH & Co. KG
Flachmarktstr. 8
32825 Blomberg
Germany
Tel. +49 5235 300
Fax +49 5235 3 41200
<http://www.phoenixcontact.com>