



ENVIRONMENTAL PRODUCT DECLARATION

SITOP PSU8200

SITOP PSU8600

SITOP PSU3800

SITOP modular

Type II according to ISO 14021 including life cycle impact assessment (LCIA)



SIEMENS

General information

This environmental product declaration (EPD) is based on the international standard ISO 14021 (“Environmental labels and declarations – Self declared environmental claims – Type II environmental labelling”). The data in this EPD has been evaluated on a full-scale life cycle assessment (LCA) study according to ISO 14040/44, taking into account the product category rules (PCR) for electronic and electrotechnical products and systems defined in EN 50693.

Siemens is dedicated to an environmentally conscious design of its products in line with IEC 62430 and has implemented an integrated management system according to ISO 9001, ISO 14001 and ISO 45001.

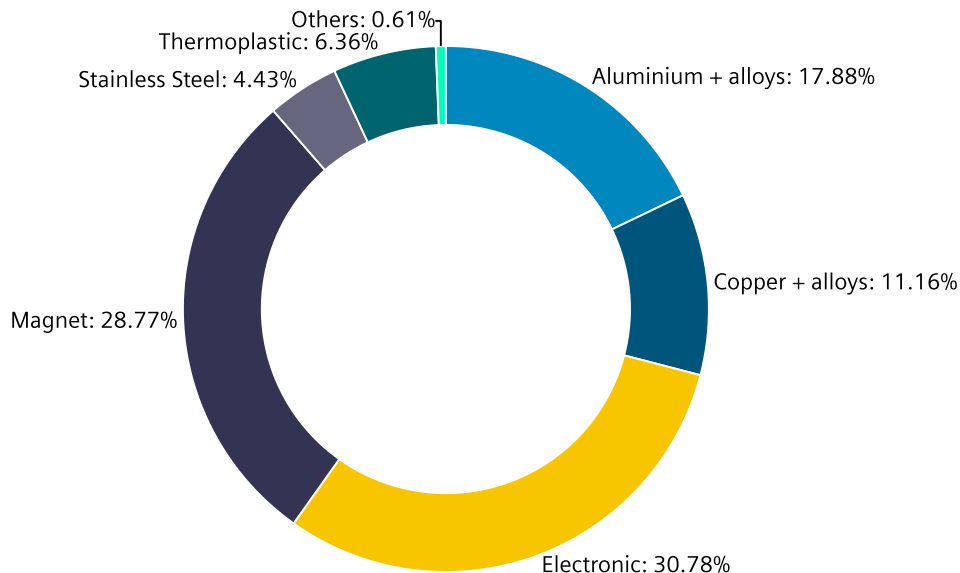
Products	Please refer to annex
Represented by the reference product	6EP3436-8SB00-0AY0
Product Description	SITOP PSU8200 24 V/20 A stabilized power supply input: 400-500 V 3 AC output: 24 V DC/20 A
Functional Unit	Production of 1 SITOP PSU8200 24 V/20 A and use over the reference service lifetime of 10 years. ¹

¹ The lifetime value used for calculation is a reference value and does not equate with the minimum, average or real life time.

Material composition

The following chart outlines the overall material composition of the calculated reference product without packaging. Product weight of 1.13 kg adds up with packaging weight of 0.09 kg to a total weight of 1.22 kg. Packaging consists of: Corrugated box (average composition), Graphic paper.

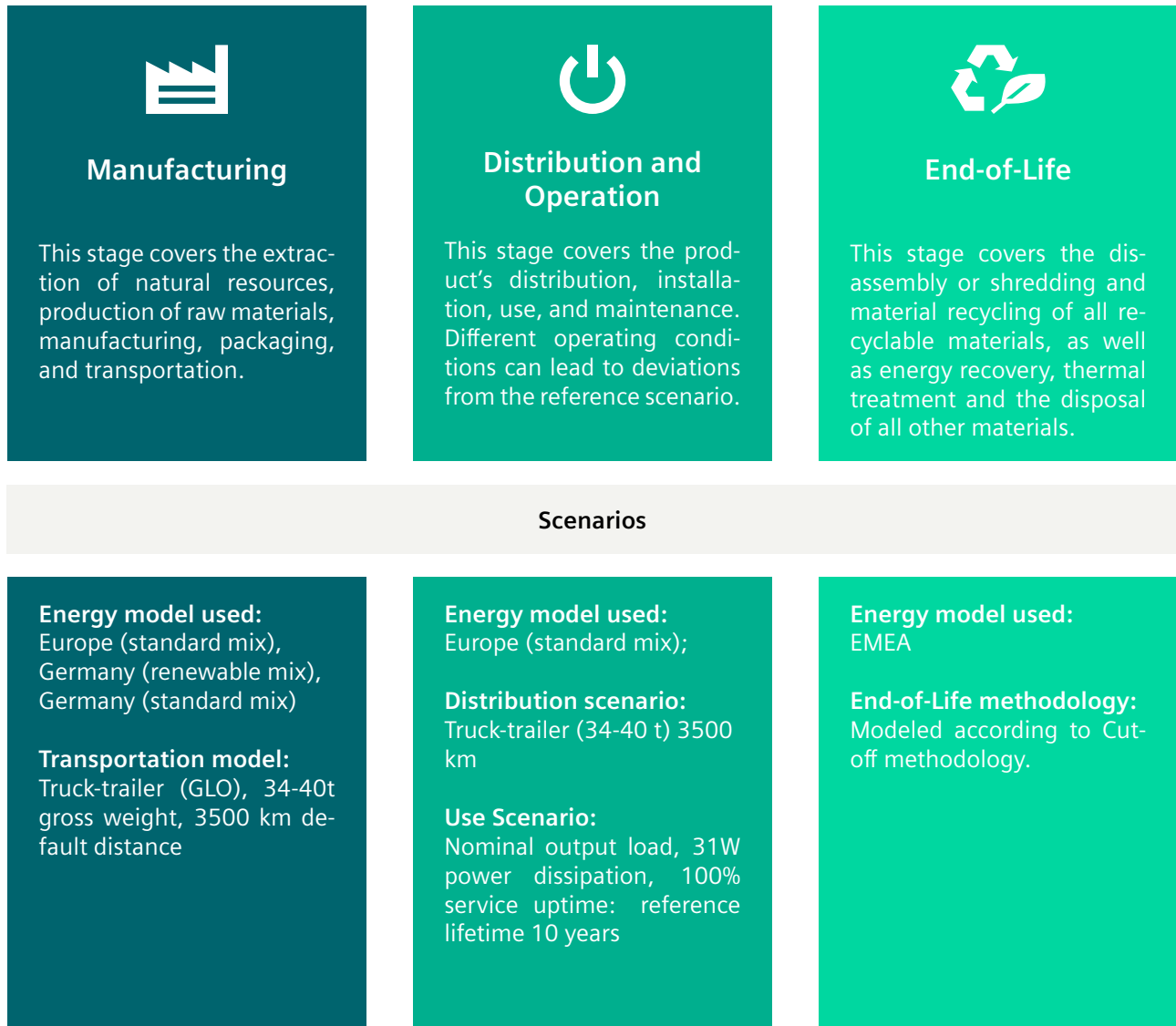
Product Weight 1.13 kg



Substance assessment

At Siemens, we are committed to the development and production of environmentally sound and sustainably produced equipment. This includes avoiding hazardous substances in our products without compromising their benefits for our customers. Please visit the following website to learn more about how we comply with product-related environmental regulations like RoHS, REACH, WEEE and others: [Product Related Environmental Protection](#)

Life cycle stages and reference scenarios



Key environmental performance indicators

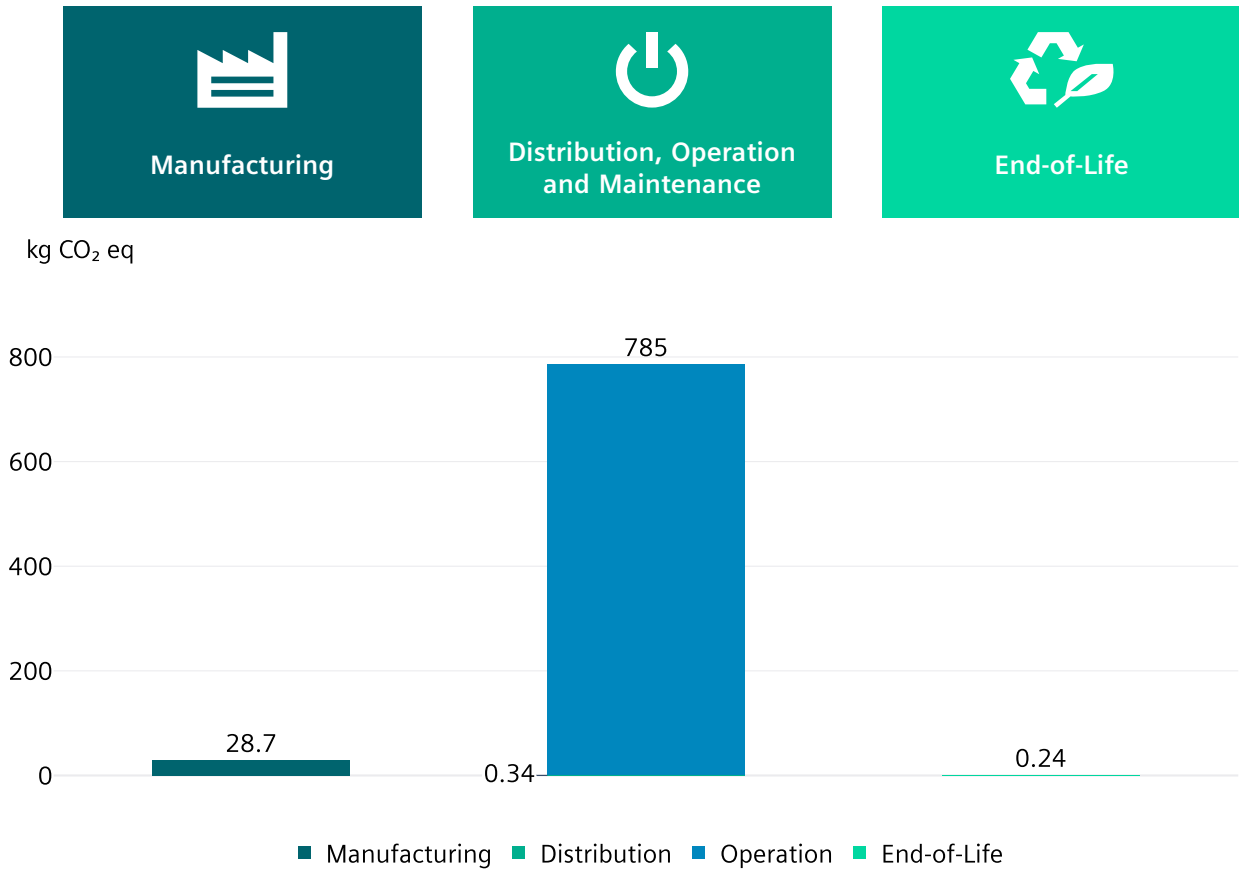
The following impact categories characterize the product's environmental footprint. They have been calculated with LCIA methodology EF3.0; LCA tool: Green Digital Twin (GDT), Database: One Siemens LCA Database (based on MLC CUP 2023.2, formerly GaBi).

To ensure the high quality and completeness of the LCA results, Primary Data have been used whenever possible. Datasets for resources, such as electrical energy or natural gas, are chosen from the region where the device is produced and assembled. If primary data are not available, datasets reflecting state-of-the-art manufacturing technology are considered.

Impact Category	Unit	Total	Manufacturing	Distribution	Operation	End of life
Climate change – total	kg CO ₂ eq	8.14E+2	2.87E+1	3.45E-1	7.85E+2	2.40E-1
Climate change – fossil	kg CO ₂ eq	8.07E+2	2.86E+1	3.17E-1	7.78E+2	2.39E-1
Climate change – biogenic	kg CO ₂ eq	7.14E+0	1.11E-1	2.10E-2	7.00E+0	3.18E-4
Climate Change, land use and land use change	kg CO ₂ eq	1.49E-1	2.56E-2	5.31E-3	1.18E-1	5.06E-5
Ozone depletion	kg CFC-11 eq	2.07E-8	3.00E-9	4.96E-14	1.76E-8	8.38E-13
Acidification	Mole of H+ eq	1.77E+0	2.66E-1	4.40E-4	1.50E+0	2.76E-4
Eutrophication, freshwater	kg P eq	3.34E-3	9.77E-5	1.36E-6	3.24E-3	3.43E-7
Eutrophication, marine	kg N eq	3.98E-1	2.29E-2	1.60E-4	3.75E-1	1.06E-4
Eutrophication, terrestrial	Mole of N eq	4.18E+0	2.55E-1	1.90E-3	3.92E+0	1.19E-3
Photochemical ozone formation, human health	kg NMVOC eq	1.07E+0	7.81E-2	4.38E-4	9.91E-1	2.81E-4
Resource use, mineral and metals	kg Sb eq	1.75E-3	1.60E-3	2.76E-8	1.46E-4	7.28E-9
Resource use, fossils	MJ	1.67E+4	4.06E+2	4.17E+0	1.63E+4	9.33E-1
Water use	m ³ world eq deprived water	2.19E+2	7.05E+0	7.48E-3	2.12E+2	3.18E-2
Particulate matter	Disease incidences	1.50E-5	2.48E-6	4.37E-9	1.25E-5	1.80E-9
Ionising radiation, human health	kBq U235 eq	4.31E+2	2.82E+0	1.15E-3	4.28E+2	1.95E-2
Ecotoxicity, freshwater – total	CTUe	4.94E+3	2.18E+2	3.10E+0	4.72E+3	3.27E-1
Human toxicity, cancer – total	CTUh	3.51E-7	8.57E-8	6.26E-11	2.65E-7	1.64E-11
Human toxicity, non-cancer – total	CTUh	4.30E-6	2.34E-7	2.81E-9	4.06E-6	3.59E-10
Land Use	dimensionless (pt)	7.08E+3	1.75E+2	2.05E+0	6.90E+3	3.49E-1

Climate change

This chart shows the overall impact of the product on climate change – total. The operations phase is the lifecycle phase with the biggest overall impact. Different operating conditions can lead to deviations from the references scenario.



End-of-Life results



The end-of-life stage was modelled by shredding of the device, followed by sorting and material separation process

It leads to:

- **product recyclability of up to 44%** mainly due to metal content
- **energy recoverability of up to 11%** from plastic materials
- **minimum disposal rate of 45%**

The exact final values depend on the used recycling process and add up to 100%

Note: The device should not be disposed of as unsorted municipal waste. Special treatment for specific components may be mandated by law or recommended for environmental reasons. Observe all local and applicable laws

Appendix

For other devices „Key environmental performance indicators“ please refer the following factors:

Product	Description	Manufacturing	Distribution	Operation	End-of-Life
6EP3436-8SB00-0AY0	SITOP PSU8200 24V 20A 3ph	1	1	1	1
6EP1333-3BA10	SITOP PSU200M 5A	0,500	0,500	0,548	0,500
6EP1333-3BA10-8AC0	SITOP PSU200M plus 5A robust	0,500	0,500	0,548	0,500
6EP1334-3BA10	SITOP PSU200M 10A	0,667	0,667	0,774	0,667
6EP1334-3BA10-8AB0	SITOP PSU200M plus 10A robust	0,667	0,667	0,774	0,667
6EP1336-3BA00	SITOP modular 20A 1ph	1,833	1,833	1,903	1,833
6EP1336-3BA10	SITOP PSU8200 20A 1ph	1	1	1	1
6EP1337-3BA00	SITOP PSU100M 40A	2,417	2,417	4,226	2,417
6EP1436-3BA00	SITOP modular 20A 3ph	1,667	1,667	1,710	1,667
6EP1436-3BA00-8AA0	SITOP modular plus 20A 3ph	1,667	1,667	1,710	1,667
6EP1437-3BA00	SITOP modular 40A 3ph	2,667	2,667	3,419	2,667
6EP1437-3BA00-8AA0	SITOP modular plus 40A 3ph	3	2,667	3,419	3
6EP1536-3AA00	SITOP PSU400M 20A	1	1	0,806	1
6EP3333-8SB00-0AY0	SITOP PSU8200 5A 1ph	0,667	0,667	0,290	0,667
6EP3334-8SB00-0AY0	SITOP PSU8200 10A 1ph	0,833	0,833	0,581	0,833
6EP3336-8MB00-2CY0	SITOP PSU8600 1AC 20A 4x5A	2,167	2,167	1,258	2,167
6EP3337-8SB00-0AY0	SITOP PSU8200 40A 1ph	2,583	2,583	2,645	2,583
6EP3337-8SC00-0AY0	SITOP PSU8200 40A 1ph Ex	2,583	2,583	2,645	2,583
6EP3424-8UB00-0AY0	SITOP PSU3800 12V 20A 3ph	1	1	0,774	1
6EP3436-8MB00-2CY0	SITOP PSU8600 3AC 20A 4x5A	1,667	1,667	1,097	1,667
6EP3436-8SB00-2AY0	SITOP PSU8600 3AC 20A 1x20A	1,500	1,500	1,097	1,500
6EP3436-8UB00-0AY0	SITOP PSU3800 24V 17A 3ph	1	1	0,839	1
6EP3437-8MB00-2CY0	SITOP PSU8600 3AC 40A 4x10A	2,167	2,167	2,323	2,167

6EP3437-8MB10-2CY0	SITOP PSU8600 3AC 40A 4x10A EIP	2,167	2,167	2,323	2,167
6EP3437-8SB00-0AY0	SITOP PSU8200 40A 3ph	2,750	2,750	2,129	2,750
6EP3437-8SB00-2AY0	SITOP PSU8600 3AC 40A 1x40A	2,167	2,167	2,323	2,167
6EP3437-8UB00-0AY0	SITOP PSU3800 40A 3ph	2,750	2,750	2,129	2,750
6EP3446-8SB00-0AY0	SITOP PSU8200 48V 10A 3ph	1	1	1	1
6EP3446-8SB10-0AY0	SITOP PSU8200 36V 13A 3ph	1	1	0,968	1
6EP3447-8SB00-0AY0	SITOP PSU8200 48V 20A 3ph	2,625	2,625	1,871	2,625

Legal Disclaimer

This Environmental Product Declaration (EPD) is for information purposes only. It is based upon the standards mentioned above. This EPD does not warrant or guarantee the composition of a product or that the product will retain a particular composition for a particular period. Therefore, all warranties, representations, conditions, and all other terms of any kind whatsoever implied by statute or common law are – to the fullest extent permitted by applicable law – excluded.

Siemens therefore does not assume any liability for any error or for any consequence which may arise from the use of this information to the maximum extent under the law.

Please be aware that the data of this EPD cannot be compared with data calculated based upon product category rules (PCRs) other than the standards mentioned above. The values given are only valid within the context specified and cannot be used directly to draw up the environmental assessment of an installation.

Published by

Siemens AG
Digital Industries
Process Automation
Östliche Rheinbrückenstr. 50
76187 Karlsruhe
Germany

Subject to changes and errors.

The information given in this document only contains general descriptions and/or performance features which may not always specifically reflect those described, or which may undergo modification in the course of further development of the products. In particular no assurance is given that those descriptions and performance features stand under warranty or guarantee in sense of any liability for any error or for any consequence which may arise from the use of this information to the maximum extent under the law. The requested performance features are binding only when they are expressly agreed upon in the concluded contract.

All product designations may be trademarks or product names of Siemens AG or other companies whose use by third parties for their own purposes could violate the rights of the owners.

© 2025 by Siemens