


**SUMMARY OF MODELS OF HRC FUSE-LINKS**



Type		PVA10 / PV10	PV14	PV22
Rated current $I_n$		up to 32 A	up to 63 A	up to 125 A
Rated voltage $U_n$	AC	400 V, 500 V	400 V, 500 V, 690 V	400 V, 500 V, 690 V
	DC	250 V	250 V	250 V
Fuse-link size		10x38	14x51	22x58
Utilization category of the fuse-link		gG, aM	gG, aM	gG, aM

Use				
Fuse switch-disconnectors for cylindrical fuse-links		OPVP10 ..	OPVP14..	OPVP22 ..

Accessories				
Signalling of fuse-link state		MD-M3		
Disconnecting links		ZPV10	ZPV14	ZPV22
Replacement tongs		KV		

CYLINDRICAL FUSE-LINKS PV

- Small dimensions.
- High limiting and breaking capacity.
- Low power losses.
- The fuse-links do not contain harmful substances according to the RoHS Regulation (cadmium, lead and other).
- For use in fuse switch-disconnectors OPVP..
- Extended range of currents for all sizes and characteristics.
- Utilization category gG (black print) for protection of lines, cables and other equipment against overload and short-circuit.
- Utilization category aM (green print) for protection of motors, overcurrent relays, contactors and similar devices only against short-circuit.

Fuse-links PVA10, PV10

I <sub>n</sub> [A]	Utilization category gG				Utilization category aM					
	Type	U <sub>n</sub> [V]	Order code	Power losses [W]	Type	U <sub>n</sub> [V]	Order code	Power losses [W]	Weight [kg]	Package [pcs]
0.25	-	-	-	-	<b>PVA10 0.25A aM</b>	500	OEZ:40758	0.08	0.008	20
0.5	-	-	-	-	<b>PVA10 0.5A aM</b>	500	OEZ:40759	0.07	0.008	20
1	-	-	-	-	<b>PVA10 1A aM</b>	500	OEZ:40760	0.10	0.008	20
2	<b>PVA10 2A gG</b>	500	OEZ:40748	0.50	<b>PVA10 2A aM</b>	500	OEZ:40761	0.14	0.008	20
4	<b>PVA10 4A gG</b>	500	OEZ:40749	0.85	<b>PVA10 4A aM</b>	500	OEZ:40762	0.28	0.008	20
6	<b>PVA10 6A gG</b>	500	OEZ:40750	0.95	<b>PVA10 6A aM</b>	500	OEZ:40763	0.38	0.008	20
8	<b>PVA10 8A gG</b>	500	OEZ:40751	1.15	<b>PVA10 8A aM</b>	500	OEZ:40764	0.60	0.008	20
10	<b>PVA10 10A gG</b>	500	OEZ:40752	1.30	<b>PVA10 10A aM</b>	500	OEZ:40765	0.62	0.008	20
12	<b>PVA10 12A gG</b>	500	OEZ:40753	1.40	<b>PVA10 12A aM</b>	500	OEZ:40766	0.82	0.008	20
16	<b>PV10 16A gG</b>	500	OEZ:06703	1.86	<b>PV10 16A aM</b>	500	OEZ:06704	0.67	0.011	20
20	<b>PV10 20A gG</b>	500	OEZ:06705	2.20	<b>PV10 20A aM</b>	400	OEZ:06706	0.87	0.011	20
25	<b>PV10 25A gG</b>	500	OEZ:06707	2.58	<b>PV10 25A aM</b>	400	OEZ:06708	1.05	0.011	20
32	<b>PV10 32A gG</b>	500	OEZ:06709	2.54	<b>PV10 32A aM</b>	400	OEZ:06710	1.50	0.011	20

Fuse-links PV14

I <sub>n</sub> [A]	Utilization category gG				Utilization category aM					
	Type	U <sub>n</sub> [V]	Order code	Power losses [W]	Type	U <sub>n</sub> [V]	Order code	Power losses [W]	Weight [kg]	Package [pcs]
0.25	-	-	-	-	<b>PV14 0.25A aM</b>	690	OEZ:06711	0.11	0.020	10
0.5	-	-	-	-	<b>PV14 0.5A aM</b>	690	OEZ:06712	0.14	0.020	10
1	-	-	-	-	<b>PV14 1A aM</b>	690	OEZ:06713	0.23	0.020	10
2	<b>PV14 2A gG</b>	690	OEZ:06714	0.95	<b>PV14 2A aM</b>	690	OEZ:06715	1.20	0.020	10
4	<b>PV14 4A gG</b>	690	OEZ:06716	1.57	<b>PV14 4A aM</b>	690	OEZ:06717	0.35	0.020	10
6	<b>PV14 6A gG</b>	690	OEZ:06718	2.24	<b>PV14 6A aM</b>	690	OEZ:06719	0.58	0.020	10
8	<b>PV14 8A gG</b>	690	OEZ:06720	1.20	<b>PV14 8A aM</b>	690	OEZ:06721	0.55	0.020	10
10	<b>PV14 10A gG</b>	690	OEZ:06722	1.58	<b>PV14 10A aM</b>	690	OEZ:06723	0.57	0.020	10
12	<b>PV14 12A gG</b>	690	OEZ:06724	1.49	<b>PV14 12A aM</b>	690	OEZ:06725	0.62	0.020	10
16	<b>PV14 16A gG</b>	690	OEZ:06726	2.00	<b>PV14 16A aM</b>	500	OEZ:06727	0.97	0.020	10
20	<b>PV14 20A gG</b>	690	OEZ:06728	2.24	<b>PV14 20A aM</b>	500	OEZ:06729	1.10	0.020	10
25	<b>PV14 25A gG</b>	690	OEZ:06730	2.70	<b>PV14 25A aM</b>	500	OEZ:06731	1.32	0.020	10
32	<b>PV14 32A gG</b>	690	OEZ:06732	3.33	<b>PV14 32A aM</b>	500	OEZ:06733	2.05	0.020	10
40	<b>PV14 40A gG</b>	500	OEZ:06734	3.86	<b>PV14 40A aM</b>	500	OEZ:06735	2.32	0.020	10
50	<b>PV14 50A gG</b>	500	OEZ:06736	4.10	<b>PV14 50A aM</b>	400	OEZ:06737	3.25	0.020	10
63	<b>PV14 63A gG</b>	500	OEZ:06738	5.35	<b>PV14 63A aM</b>	400	OEZ:06739	3.65	0.020	10

Fuse-links PV22

I <sub>n</sub> [A]	Utilization category gG				Utilization category aM					
	Type	U <sub>n</sub> [V]	Order code	Power losses [W]	Type	U <sub>n</sub> [V]	Order code	Power losses [W]	Weight [kg]	Package [pcs]
16	<b>PV22 16A gG</b>	690	OEZ:06740	2.23	<b>PV22 16A aM</b>	690	OEZ:06741	1.10	0.060	10
20	<b>PV22 20A gG</b>	690	OEZ:06742	2.24	<b>PV22 20A aM</b>	690	OEZ:06743	1.21	0.060	10
25	<b>PV22 25A gG</b>	690	OEZ:06744	2.90	<b>PV22 25A aM</b>	690	OEZ:06745	1.55	0.060	10
32	<b>PV22 32A gG</b>	690	OEZ:06746	4.10	<b>PV22 32A aM</b>	690	OEZ:06747	3.09	0.060	10
40	<b>PV22 40A gG</b>	690	OEZ:06748	4.52	<b>PV22 40A aM</b>	690	OEZ:06749	3.52	0.060	10
50	<b>PV22 50A gG</b>	690	OEZ:06750	6.45	<b>PV22 50A aM</b>	690	OEZ:06751	3.95	0.060	10
63	<b>PV22 63A gG</b>	500	OEZ:06752	5.82	<b>PV22 63A aM</b>	500	OEZ:06753	4.98	0.060	10
80	<b>PV22 80A gG</b>	500	OEZ:06754	6.82	<b>PV22 80A aM</b>	500	OEZ:06755	5.28	0.060	10
100	<b>PV22 100A gG</b>	500	OEZ:06756	7.81	<b>PV22 100A aM</b>	500	OEZ:06757	6.20	0.060	10
125	<b>PV22 125A gG</b>	500	OEZ:18271	10.50	<b>PV22 125A aM</b>	400	OEZ:06758	7.55	0.060	10

Accessories

Disconnecting links	<b>ZPV</b>	page E12
Electronic signalling of fuse state	<b>MD-M3</b>	page E30
Replacement tongs	<b>KV</b>	page E12



# CYLINDRICAL FUSE-LINKS PV

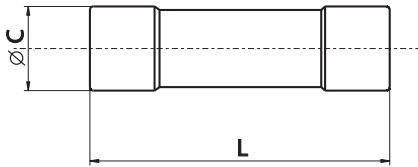
## Specifications

Type		PVA10	PV10	PV14	PV22
Standards		IEC 60269 EN 60269	IEC 60269 EN 60269	IEC 60269 EN 60269	IEC 60269 EN 60269
Approval marks					
Rated operating voltage	$U_n$	AC 400 V, 500 V DC 250 V	AC 400 V, 500 V DC 250 V	AC 400 V, 500 V, 690 V DC 250 V	AC 400 V, 500 V, 690 V DC 250 V
Rated operating current	$I_n$	0.25 ÷ 12 A	16 ÷ 32 A	0.25 ÷ 63 A	16 ÷ 125 A
Breaking capacity (RMS)	AC DC	120 kA 10 kA	120 kA <sup>1)</sup> 50 kA	120 kA <sup>2)</sup> 50 kA	120 kA 50 kA
Utilization category		gG, aM	gG, aM	gG, aM	gG, aM
Fuse-link size		10x38	10x38	14x51	22x58
Selectivity		1 : 1.6	1 : 1.6	1 : 1.6	1 : 1.6

<sup>1)</sup> 100 kA / PV10 32 A gG

<sup>2)</sup> 80 kA / PV14 63 A gG

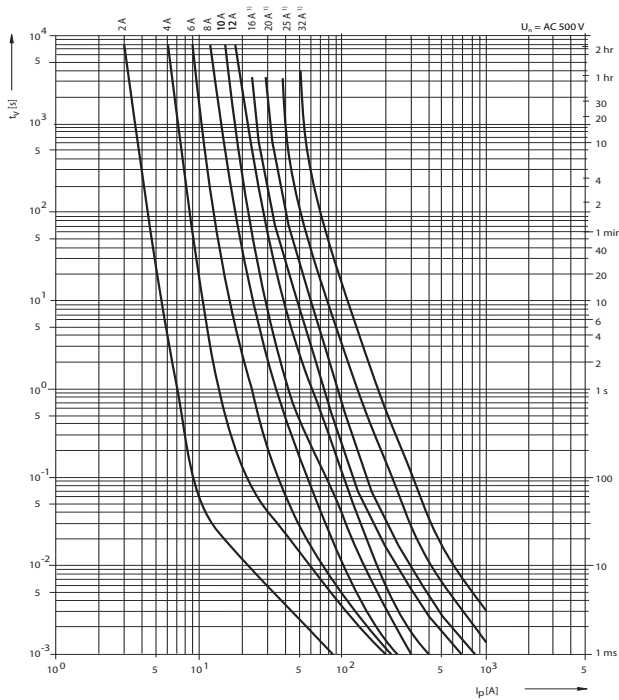
## Dimensions



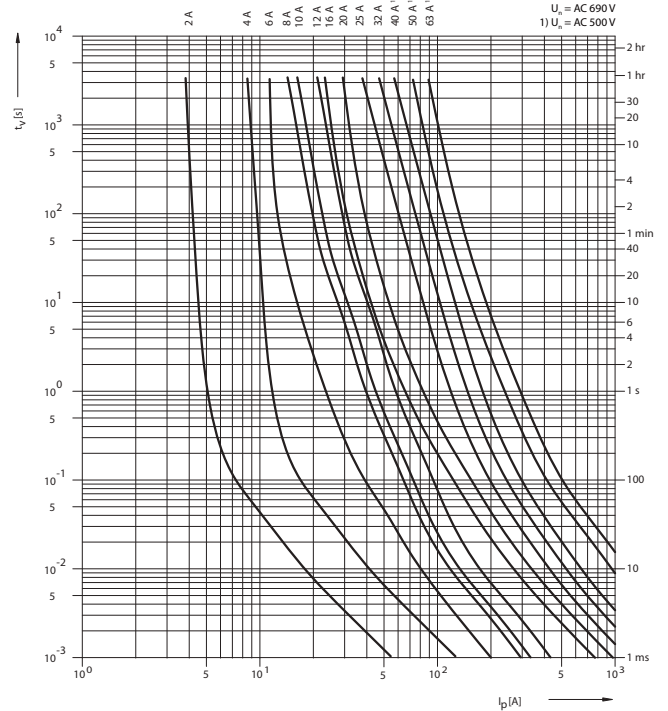
Type	∅ C	L
PVA10, PV10	10.3 ± 0.1	38 ± 0.6
PV14	14.3 ± 0.1	51 <sup>+0.6</sup> <sub>-1</sub>
PV22	22.2 ± 1	58 <sup>+0.1</sup> <sub>-2</sub>

## Characteristics

Prearing time/current characteristic  
PVA10, PV10<sup>1)</sup> gG



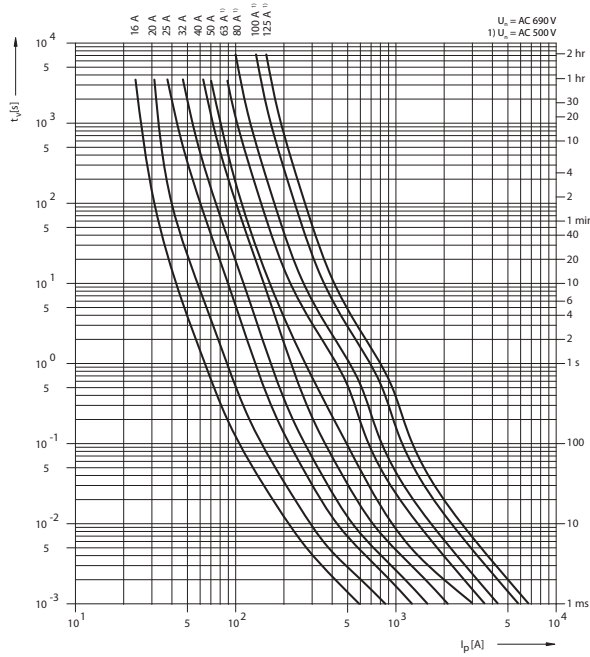
Prearing time/current characteristic  
PV14 gG



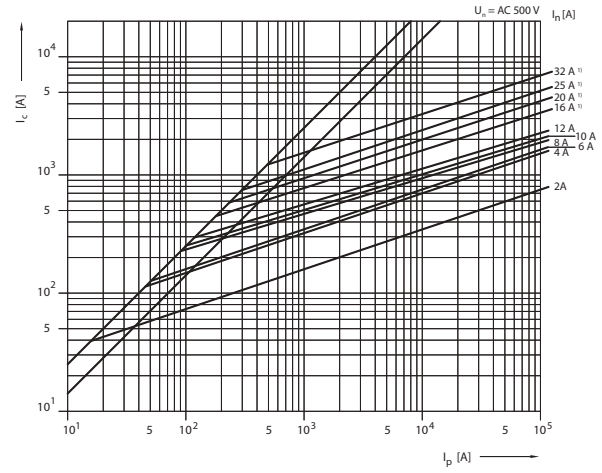
# CYLINDRICAL FUSE-LINKS PV

## Characteristics

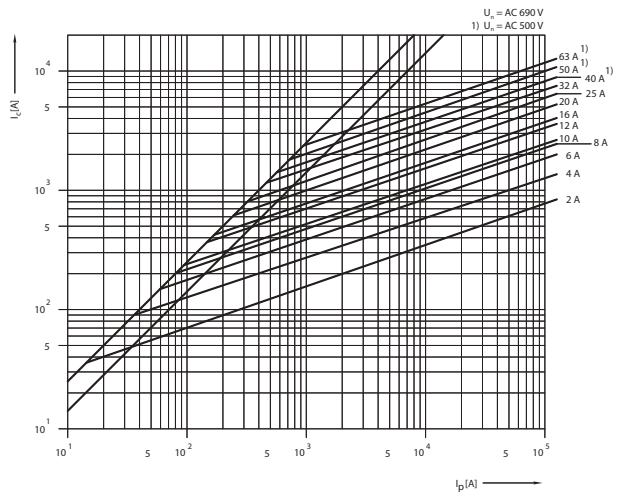
Prearing time/current characteristic  
PV22 gG



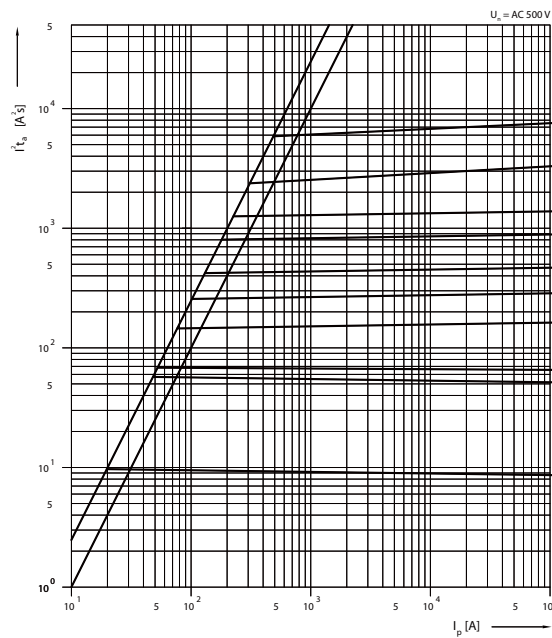
Cut-off characteristic  
PVA10, PV10<sup>1)</sup> gG



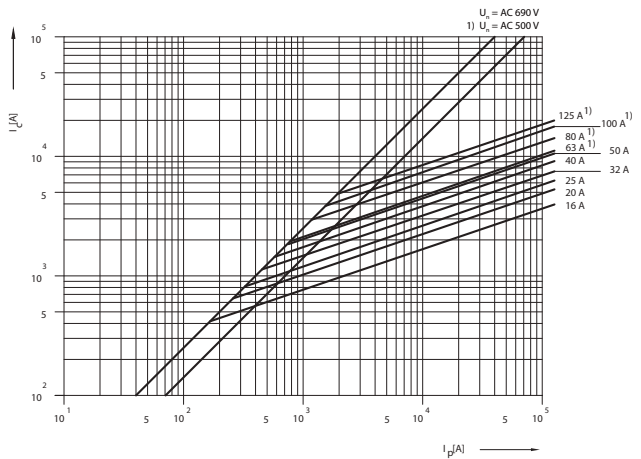
Cut-off characteristic  
PV14 gG



Utilization category I<sup>2</sup>t<sub>c</sub>  
PVA10, PV10<sup>1)</sup> gG



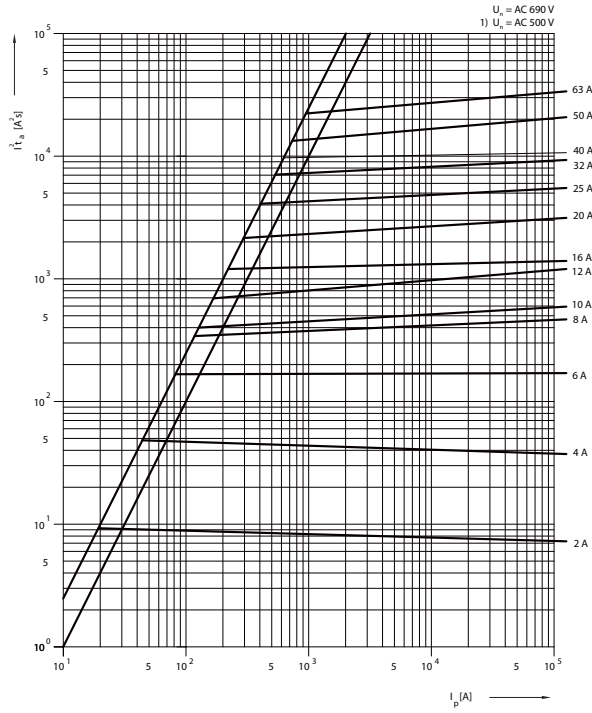
Cut-off characteristic  
PV22 gG



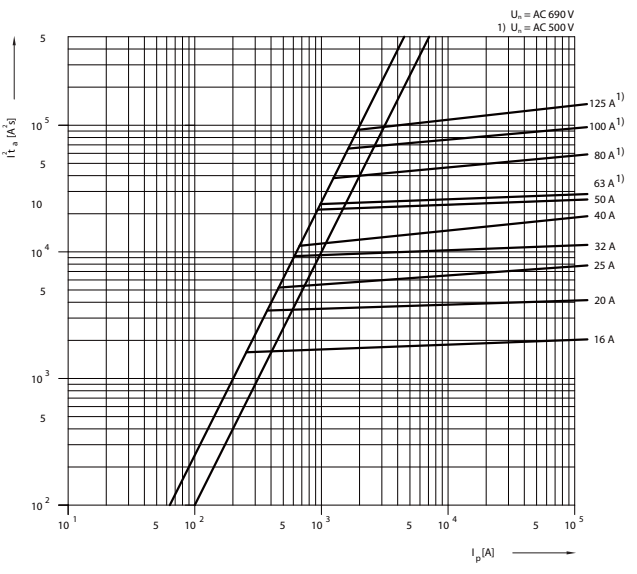
# CYLINDRICAL FUSE-LINKS PV

## Characteristics

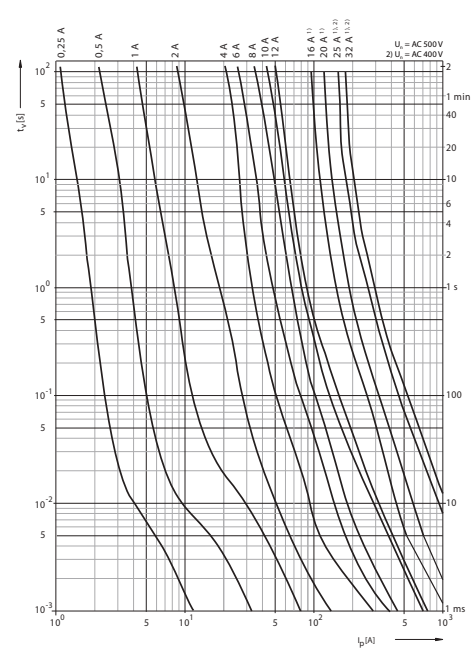
Utilization category I<sup>2</sup>t<sub>c</sub>  
**PV14 gG**



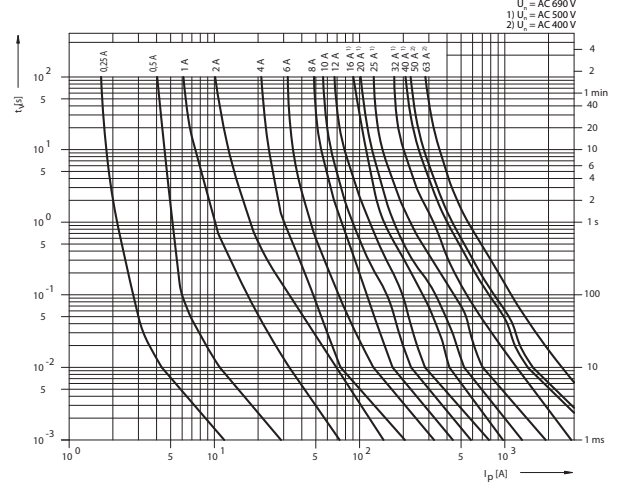
Utilization category I<sup>2</sup>t<sub>c</sub>  
**PV22 gG**



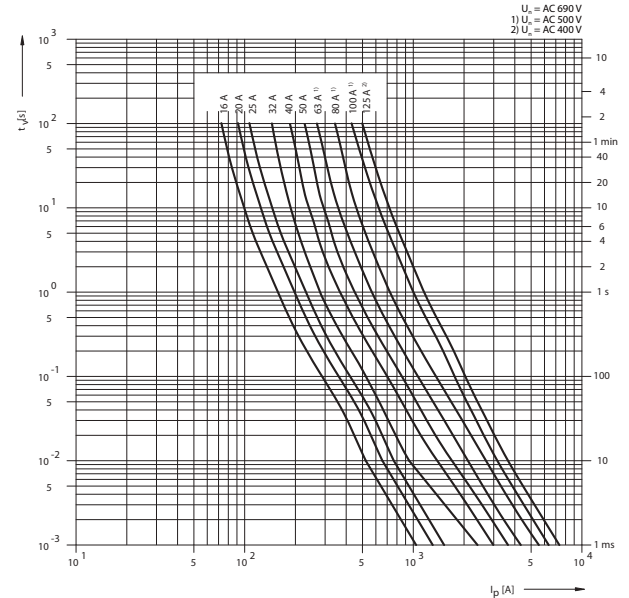
Prearing time/current characteristic  
**PVA10, PV10<sup>1)</sup> aM**



Prearing time/current characteristic  
**PV14 aM**



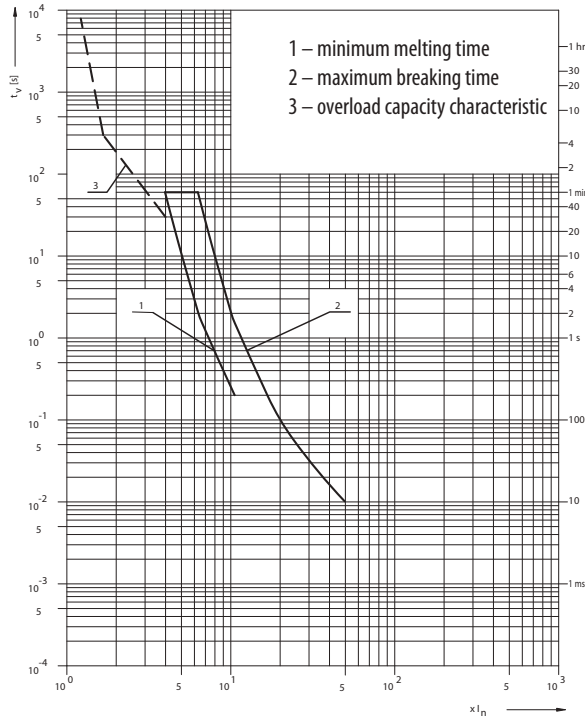
Prearing time/current characteristic  
**PV22 aM**



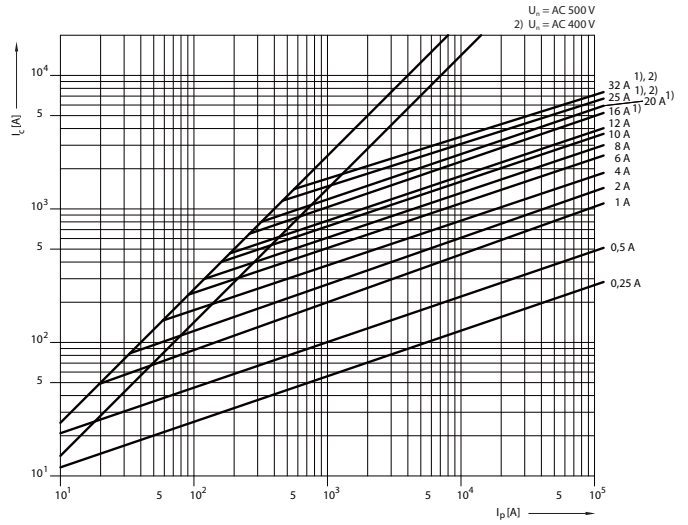
# CYLINDRICAL FUSE-LINKS PV

## Characteristics

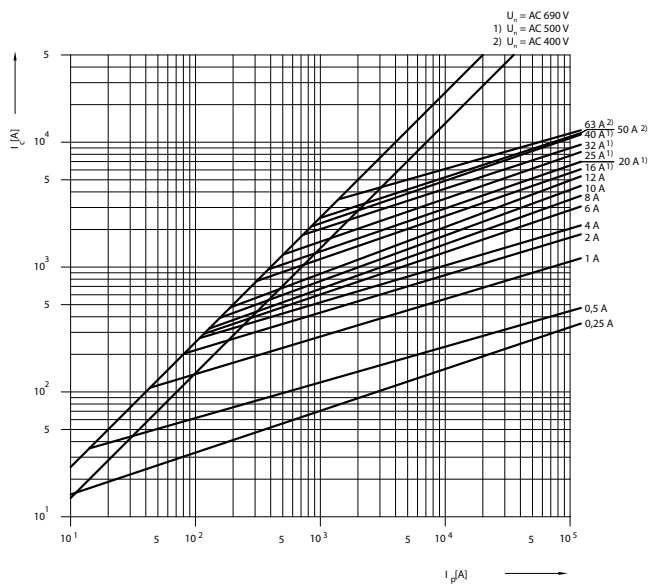
Time/current ranges  
**PVA10, PV10, 14, 22 aM**



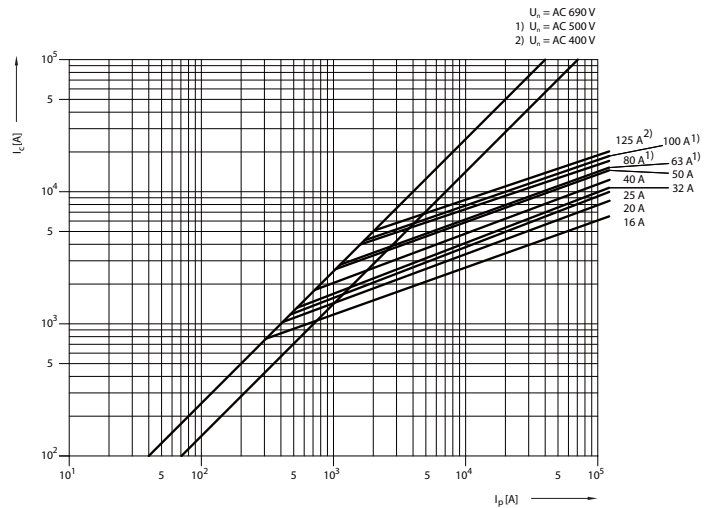
Cut-off characteristic  
**PVA10, PV10<sup>1)</sup> aM**



Cut-off characteristic  
**PV14 aM**



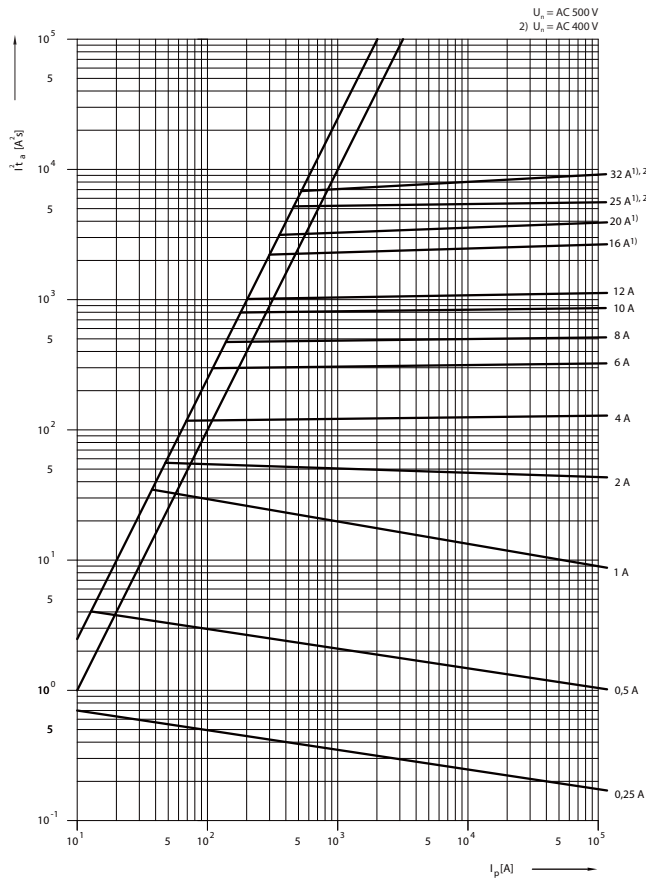
Cut-off characteristic  
**PV22 aM**



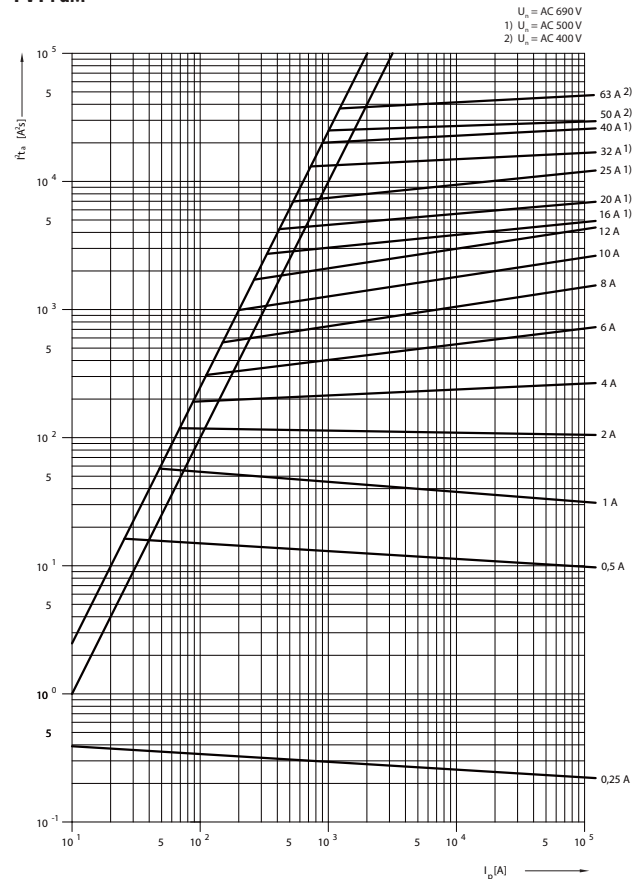
# CYLINDRICAL FUSE-LINKS PV

## Characteristics

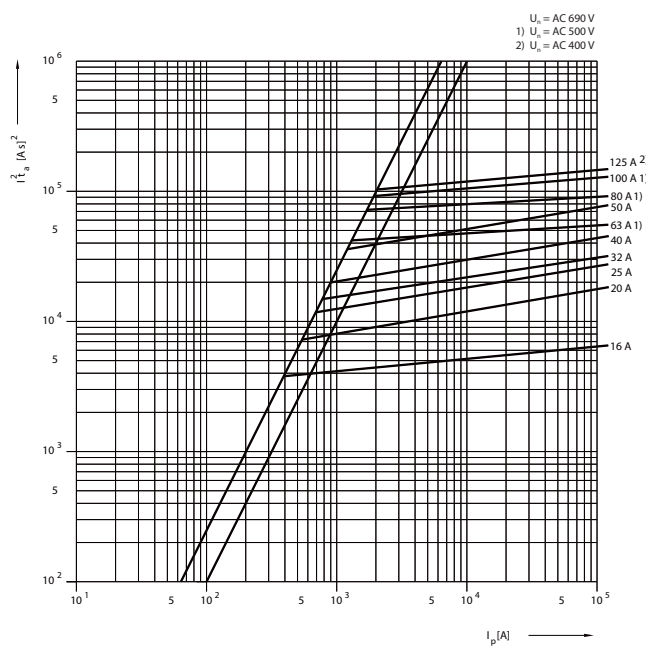
Utilization category I<sup>2</sup>t<sub>c</sub>  
**PVA10, PV10<sup>1)</sup> aM**



Utilization category I<sup>2</sup>t<sub>c</sub>  
**PV14 aM**

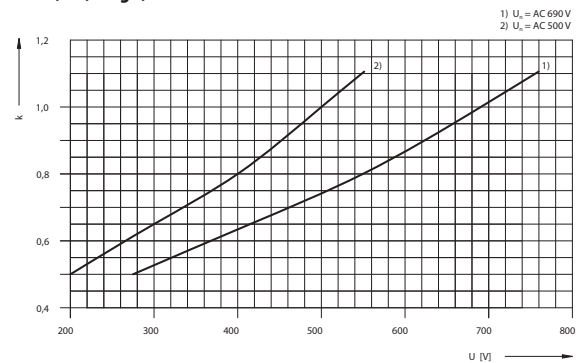


Utilization category I<sup>2</sup>t<sub>c</sub>  
**PV22 aM**



Correction factor „k” of I<sup>2</sup>t<sub>c</sub> dependence on operating voltage U  
 (I<sup>2</sup>t<sub>c</sub>)<sub>f(U)</sub> = k × I<sup>2</sup>t<sub>c</sub>

**PV10, 14, 22 gG, aM**



ACCESSORIES FOR PV



Disconnecting links

- They are used anywhere, where it is necessary either to create an easy-to-disconnect connection or for various reasons to replace a fuse-link (in measurement etc.)
- They are used in fuse switch-disconnectors for cylindrical fuse-links.

$I_n$ [A]	Type	Order code	Description	Weight [kg]	Package [pcs]
32	<b>ZPV10</b>	OEZ:13197	for OPVP10	0.008	10
63	<b>ZPV14</b>	OEZ:13198	for OPVP14	0.017	10
125	<b>ZPV22</b>	OEZ:13199	for OPVP22	0.047	10
63	<b>ZPT22</b>	OEZ:08609	for OPVT22	0.098	10

Replacement tongs

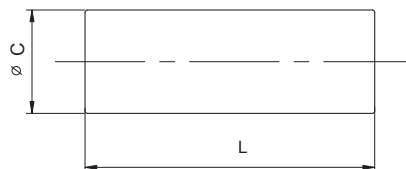
- Replacement tongs are used for handling in fuse-bases.

Type	Order code	Weight [kg]	Package [pcs]
<b>KV</b>	OEZ:06687	0.020	1

Specifications

Type	<b>ZP...</b>
Standards	EN 60269-1, -2; DIN 43 620
Approval marks	

Dimensions



Type	$\varnothing C$	L
<b>ZPV10</b>	10.3	38
<b>ZPV14</b>	14.3	51
<b>ZPV22</b>	22.8	58
<b>ZPT22</b>	22.8	127